

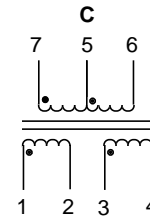
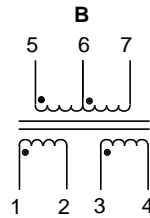
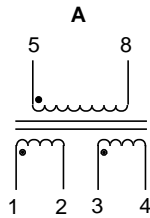
# ISDN U Interface Transformers

- Optimized for Leading Transceiver I.C.'s •
- Meets or exceeds UL1459 & UL1950 Standards •
- 2500 Vrms Isolation •
- See Selection Guide for I.C. Cross Reference •

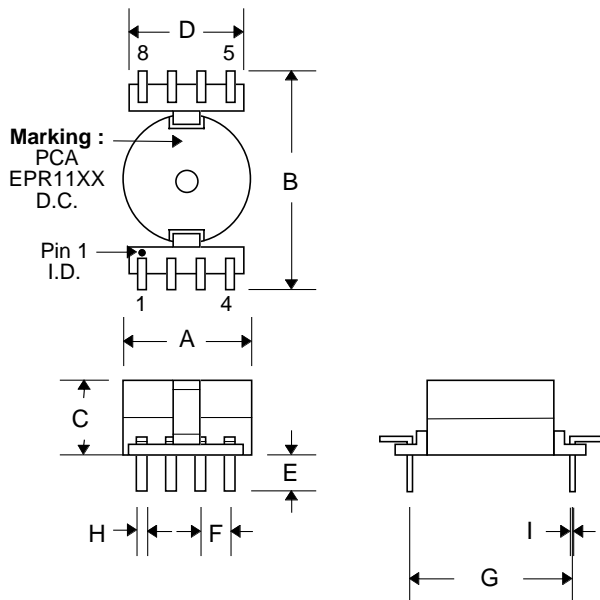
## Electrical Parameters @ 25° C

Part Number	Turns Ratio	OCL (mH Min.)	IDC (mA Max.)	Pri. DCR (Ω Max.)	Sec. DCR (Ω Max.)	Line Side Pins	Schematic
EPR1101	1.32:1	7-8.3	55	2.4	2.7	1, 4	A
EPR1107	1.65:1	13-18	50	6.0	3.5	1, 4	B
EPR1109	1.6:1	8.4-12.6	50	7.2	3.0	1, 4	C
EPR1120	1.32:1	7-8.3	50	2.4	2.7	1, 4	A

## Schematic



## Package



## Dimensions

Dim.	(Inches)			(millimeters)		
	Min.	Max.	Nom.	Min.	Max.	Nom.
A	---	.750	---	---	19.05	---
B	---	1.110	---	---	28.19	---
C	---	.430	---	---	10.92	---
D	.590	.610	.600	14.97	15.49	15.24
E	.120	.180	.150	3.05	4.57	3.81
F	---	---	.150	---	---	3.81
G	.840	.860	.850	21.34	21.84	21.59
H	---	---	.020	---	---	.508
I	---	---	.010	---	---	.254